



Q.C.C. Wanderer

'Fellowship on Wheels'



**AGM to be held
@ PITTSWORTH**
You beauty!



August/September 2020 Edition



Then official newsletter of the Queensland Caravan Club Inc

Q.C.C. Wanderer

'Fellowship on Wheels'

Email: editor@qldcaravanclub.com.au

Issue: 08/2020

QCC - Established 1949

August/September 2020

President's Report - Aug/Sep 2020

Wow, after several months without a rally, it was just so good to get our caravan club family together at last and to have a chat with everyone.

Wednesday 12-08-2020. The weather produced an almost a perfect beautiful warm day. We had 11 vans arrive, however, our marshals were not needed as we were parked by the very friendly and efficient staff. 10 of us went to the local pub that night for a very enjoyable meal.

Thursday 13-08-2020. While more club caravans arrived and set-up, four lady members; Heather Edney, Denise Park, Desley Hinson and (the little first lady) Di, went and had a very enjoyable and fun game of golf. So any ladies. Whether good, bad, novice or new golfers who would like to have some fun and a game of golf at Pittsworth, you are most welcome to join in.

Friday 14-08-2020. A group of male golfers started early on the golf course (middle of the racetrack), including me. I had my normal high score, but I loved the fun and friendship associated with golf. Back to the caravan park for our committee meeting, which was both productive and fulfilling. I thank all our committee members for their time, commitment and efforts.

Yvonne Robins had a well-attended sewing class. Please note that everyone is welcome to join. There were four members who played bowls in the afternoon and in the rain. Then seven went on Sunday and joined the locals competition, thanks to Ray McDonald. All-up, we had 40 vans after a few had to cancel.

Saturday 15-08-2020. Again due to corona restrictions the Saturday meeting was 'bring your chair and cuppa' and set-up on the grass lawn. But that was all OK and we did manage. The problem was me trying to work-out how to run a meeting again ☺. We inducted two new members, Greg and Pat Mander and Ivan and Jenny Wilson. A big welcome guys. We also presented Roy and Lyn Hill with their 50th rally badge; congratulations. The Caravan park put-on some entertainment for us with a couple of talented musicians and singers called 'Vision NZ'

who performed for over two hours singing a lot of well-known songs. Very, very enjoyable.

Happy Hour and cards followed that evening in the camp kitchen. All-up a top day.

Sunday 16-08-2020. After paying the treasurer, another meeting on the grass followed. A big thanks to Ray McDonald for raising \$2408.40 collecting cans for our charities RFDS and Life Flight, and to Lyn Hill for her Tai Chi classes. And please members, try to join-in as Tai Chi is very relaxing and can be beneficial to your health.

We had our raffles thanks to Gail Lander and Judy Graham with three lovely hampers donated by Merv and Petal Kahler. Thank you so much. Also the lucky van draw. Yvonne got her class to show what they have achieved with sewing; very nice mesh bags were made.


Sunday afternoon most members who stayed joined in happy hour and many played cards and enjoyed the warm fire lit every day by the caravan park staff. A big thanks to management who were very helpful and went out of their way to help us.

Well, I am looking forward to our Pittsworth rally where we, at long last, will hold our AGM. The President's Picnic will also be held at Pittsworth and I expect a much bigger rally as our caravan club family gets back together and we can catch-up with our members once again.

Finally, due to the Coronavirus restrictions, our November rally to be held in Kyogle, has had to be cancelled. It will now be held at Goombungee.

So until our next rally, please safe traveling, stay well, look after each other, and let's make Pittsworth a rally to remember.

President Paul




Next Rally ~ Pittsworth 09-15 September. Members are asked to arrive no earlier than midday Wednesday 9th September and depart no later than midday 15th September.

From Brisbane: Follow the Ipswich Motorway, then, at Riverview, exit left onto the Warrego Highway (A2). Two options; (1) Continue to Toowoomba, noting that at Helidon Spa, the highway changes to the 'Toowoomba Connection Road (A21)'. Follow the A21 into Toowoomba where it then becomes 'James Street'. Follow through and at the Clifford Gardens shopping centre (on right), turn left into Anzac Avenue (A39 Gore Highway) towards 'Millmerran/Goondiwindi'. Continue for approximately 40 kilometres, then veer left onto the Toowoomba Road to Pittsworth. Well signposted.


(2) At Helidon Spa, take the Toowoomba Bypass (A2) and follow through to Charlton. Continue ahead onto the Gore Highway (A39) to Pittsworth. Note that the Toowoomba Bypass is a tollway.

From the north: Follow the D'Aguilar Highway through Kilcoy, then at 30 kilometres, turn left onto the Brisbane Valley Highway to Esk. At Esk, turn right onto the Esk/Gatton Road and follow through to the Warrego Highway (A2) and take the Toowoomba exit. Follow directions as per above.



Nearest Hospital: Toowoomba Hospital, Pechey Street, T'wba. 4350. Phone: 07 4616 6000. 24 hours.


Nearest Doctor / Medical Centre: Pittsworth Medical Centre, 43 Yandilla Street, Pittsworth, 4356. 07 4693 1900. Open Monday-Friday from 8:00am-5:00pm. Saturday 8:00am-12 Midday. Sunday closed. (present to Toowoomba Hospital if urgent medical attention needed or dial 000).



Rally Venue Address: Railway Street, Pittsworth. 4356.

Nearest Cross-Street: Railway and Steele Streets, Pittsworth.

Post Code: 4356.

Club equipment required:	First aid kit, fire extinguisher, banner, flags and flagpoles.	
GPS Coordinates:	DUMP POINT. On site.	
Lat: 27°42'47.22" S	Those with a medical need who require to be sited close to the amenities are to contact rally marshal, Dennis Edney, on 0411 539 494 by the Monday prior to the rally otherwise this area may not be available.	
Long: 151°38'30.32" E	Arriving late or cannot attend! Please let the rally marshal know.	
	<i>Please do not drive over power leads or hoses.</i>	
Pets:	Permitted.	Dogs must be on a leash. Please pick-up after your pet.
Fees:	 Site: \$15.00 per night. Administration: \$3.00.	<i>When presenting to pay the Treasurer, please endeavour to have the correct sum.</i>

PITTSWORTH A pleasant 30-minute drive from Toowoomba, just off the Gore Highway is Pittsworth. Here lies some of the richest farming land in Australia. You'll discover a town equipped with modern facilities and everything you'll need for your stay, however there's still a country town feel and a strong sense of history here. A beautiful display of Silky Oak and Jacaranda trees line the town streets, flowering in October and November. The town is surrounded by cotton and grain growing farms, as well as some remaining dairies.



The Pittsworth Pioneer Village showcases the early development of the area and is dedicated to the memory of the feats of Arthur Postle - the 'Crimson Flash'. Once the world's fastest athlete, Postle grew-up in the district and developed his love of running on the family farm. Craft travellers will be interested in the Lady Fletcher Lace Room which houses one on Australia's largest lace collections. In Hume Street, you will find the gracious St Stephen's Catholic Church, constructed in 1908. Just around the corner, St Andrew's Anglican Church is also worth a visit to view the magnificent stained-glass windows.

Happy Birthday to You for September 2020

02 Gary Jarrett	10 Alf Hinson	22 Michael Lillis
08 Bob Rutherford	11 Brian Stevens	26 Lyn Cragg
09 Geoff Crawford	14 Keith McCallum	28 Margaret King
09 Shane Jones	15 Trevor Martin	30 Ross Luscombe
09 Jenni McGowan	15 Jenny Wilson	30 Ivan Wilson
09 Bruce Truloff	21 Fay Walker	
10 Darren Baker	22 Jan Kirby	



Happy Anniversary to You for September 2020

01 Wendy and Barry Gibson	19 Marianne and Rudi Materne
05 Yvonne and Des Lowrie	20 Pat and Greg Mander
09 Noeleen and Gary Jarrett	28 Carmel and Beres Abraham
16 Gail and Barry Lander	28 Ann and Bill Dobe
17 Linda and Shane Jones	



40 Vans @ Esk

- ADAMS, John (first time).
- ADAMS, Roger and Laurel.
- BAKER, Darren.
- BAKER, Gordon and Sue.
- BOUGHEN, Allen and Laurel (first time).
- BREARLEY, Paul and Di.
- BRIDGES, Roy and Carmel.
- BURDETT, Ivan and Robyn.
- CHAPMAN, Ken and DARR, Jan
- COCHRANE, Jeff and Jean.
- COXALL, Terry and COOK, Gabby.
- DITTON, Mary.
- DONALDSON, Janelle.
- DROUGHT, Michael and REEDY, Linda.
- EDNEY, Dennis and Heather.
- FARRELL, Ian and Denise.
- FITZGIBBON, Colin.
- GIBSON, Barry and Wendy.
- GRAHAM, Shane and Judith.
- HASLEWOOD, Lance.
- HENRY, Rick and Cheryl.
- HILL, Roy and Lyn.
- HINSON, Alf and Desley.
- JONES, Noel and Olive.
- KAHLER, Merv and Carolyn.
- KAYS, Darryl and Margaret.
- LANDER, Barry and Gail.
- LANGLEY, Steve and Robyn.
- MACDONALD, Ray and Pam.
- MANDER, Greg and Pat.
- MCGOWAN, Murray and Jenni.
- PARKER, Darrell and Michelle (first time).
- PARK, Terry and Denise.
- RIDER, John.
- ROBBINS, Yvonne.
- RUTHERFORD, Bob and Barbara.
- SMITH, Tom and Jacky.
- THORPE, Jim and Sue.
- TRULOFF, Bruce and Chris.
- WAYCOTT, Bill and Denice.
- WILSON, Ivan and Jenny.

CAPALABA CARAVAN REPAIRS
 CAMPER TRAILER HIRE

PHONE: (07) 3823 2322
FAX: (07) 3823 5957
 Unit 2, 9 India Street Capalaba Q 4157
 Email: info@capalabacaravanrepairs.com.au
WWW.CAPALABACARAVANREPAIRS.COM.AU

Rally Program for Pittsworth ...

Thursday 10 Sep	6:30am 6:30pm	Walkers. Pub Dinner (own arrangements).	
Friday 11 Sep	6:30am 07:00am 11:00am 1:00pm 2:30pm 4:00pm 6:30pm 7:30pm	Walkers. Golf. Management Committee Meeting. Sewing Class (Yvonne Robbins). Bowls. Happy Hour. Pub Dinner (own arrangements). Cards.	
Saturday 12 Sep	6:30am 9:00am 9:30am 11:00am 5:00pm 7:30pm	Walkers. Morning Tea. General Meeting followed by AGM. Art Classes (Sue Baker (pending)). President's Picnic (pies, mash and peas). Followed by dessert. Game - Celebrity Heads.	
Sunday 13 Sep	6:30am 8:30am 9:30am 2:00pm 4:00pm 6:00pm	Walkers. Pay Treasurer. Meeting and cutting of the QCC 71st Anniversary Cake. Nana-Nap. Happy hour. Dinner (own arrangements).	

IMPORTANT

- * Remember to check the rally noticeboard for any last minute changes to the published programme.
 - * Remember to sign the attendance book as soon as possible after arrival.
 - * Remember to indicate your planned attendance to the next rally by checking (ticking) the rally attendance sheet located at the Saturday/Sunday meeting.
 - * Kindly give a hand to stack the chairs and to sweep the hall following the Sunday meeting. Many hands make light work.
-
- * Have a UHF radio? If so, please give an inbound call (Ch 18) to the rally marshals so that your site placement may be both speedy, fluid and hassle-free.
 - * Enjoy your time at Pittsworth, join-in and participate. There is a lot to see and do in the area.



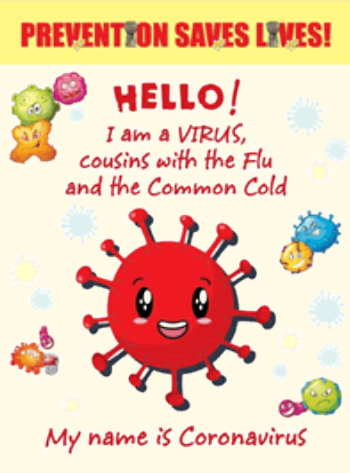
QUEENSLAND CARAVAN CLUB INC

Pittsworth Rally

To assist our efforts to prevent the spread of COVID-19, we ask of the following:

- Feeling unwell or have cold or flu-like symptoms? Please do not attend the rally.
- Please complete the COVID-19 questionnaire provided by QCC.
- Members are asked to provide their own masks.
- Please remember to social and physical distance at all times.
- Please cleanse your hands regularly with the sanitiser provided.
- Please minimise what you touch.
- Line-ups or groups congregating around the morning tea area to collect requisites for tea or coffee is be strictly avoided.

Thank You
QCC Management Committee



What am I? I am made of 316 stainless. A caravan or motorhome accessory, but not one to be found in stores.



For the Interest of Members

Advising that due circumstances associated with COVID-19, the committee has decided, that, in the best interest to members, there will be no library or DVDs available at the Pittsworth rally.



'Pittsworth Sewing Project with Yvonne Robbins'

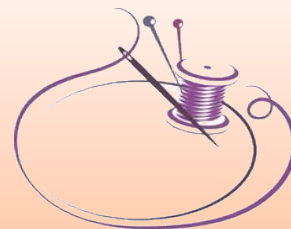
'Mesh Pouches'

For the members who were at the Esk rally and made the mesh bag, we are going to use the 11 inch squares of mesh that was cut from the corners of your mesh.



Material and Cuts

- 11 inch squares of mesh or clear plastic.
- ½ meter fabric (width of fabric).
- 12 inch zips (Plastic not metal), there will be time to make more than one pouch buy as many as you need.
- 12 x 14 inch wadding or pellow.



QCC welcomes new members Jennifer and Ivan Wilson with President Paul Brearley



QCC welcomes new members Greg and Pat Mander with President Paul



QCC congratulates Roy and Lyn Hill ~ 50 Rallies ~ President Paul



Sewing ladies display their mesh bags.

Who said we had forgotten about our 71st Anniversary Celebration? Through no fault of our own, it is a little late; five months in fact. The Pittsworth rally presents an excellent opportunity celebrate this milestone, and in doing so, a little ceremony will take place on Sunday morning at around 9:30-ish. I'm looking forward to it and I know you will, too. *Paul.*





Sunshine Column



To those who have endured the loss of a dear one, ill health, hospitalisation, surgery or misfortune; the very best wishes to you all. We are thinking of you.

Ray Steele, Pat Gower, Des McLeod

Sincere apologies if we have missed anyone.



Esk Golf:

15 gents and 4 ladies attended

Ladies:

1st Desley Hinson.

Gents:

1st Steve Langley.

2nd Ian Farrell.

3rd Jeff Cochrane.

Longest Drive - Ian Farrell.



Spending @ Esk:

General: \$5,400.00.

Site Fees: \$4,848.00.

Total: \$10,248.00.



Raffle: Chocolate Hampers donated by Merv and Petal Kahler



- \$50.00 Lucky Number ~ Pam MacDonald.
- 1st \$50.00 Gift Card ~ Jean Cochrane. Donated by QCC.
- 2nd ~ Robyn Langley.
- 3rd ~ Petal Kahler.

Our thanks goes to our raffle ladies, Judith Graham and Gail Carrie Lander.

Lucky Raffle and Lucky Van Draw Winners ...

- John Rider.
- Cheryl and Rick Henry.

Phone 3425 2420

Caravan Refrigeration Service

M - 0407 670 534
E - info@caravanrefrigerationservice.com.au
www.caravanrefrigerationservice.com.au

B&B CARAVAN SERVICE & REPAIRS

Call us today to find out more
3881 3884 | 0408 870 751

Over 31 Years Experience

Family owned and operated

AUTHORISED WARRANTY AGENT
JAYCO - NEW AGE - THETFORD - DOMETIC - ALKO - COAST TO COAST WARRANTY

No Job is too Small Or to Big
Member CTIA

Unit 5/36 Deakin street, Brendale QLD 4500

CR1234567AA

CRUISEMASTER
AUSTRALIA'S LEADER IN ALL-TERRAIN TOWING TECHNOLOGY

ATX XT CRS GT
SUSPENSION SYSTEMS

FO DO35 DO45
COUPLINGS

CRUISEMASTER.COM.AU 07 3624 3800
FACEBOOK/INSTAGRAM @CRUISEMASTERCOUNTRY

FOR THE VAN
PRE-TRIP INSPECTIONS
SUSPENSION RETROFITS & SERVICING
WHEEL ALIGNMENTS

FOR THE 4X4
UPGRADES FROM REDARC, AIRBAG MAN,
FLASH DIESEL, PEDDERS, ARB, TJM


CRUISE MASTER TPC
TOWING PERFORMANCE CENTRE

LOCATED IN GEEBUNG QLD E: TPC@CRUISEMASTER.COM.AU

Explanation of COVID-19 (actually understandable)

From Johns Hopkins Hospital, Baltimore, Maryland, USA.

- This virus is not a living organism. It is a protein molecule (RNA or DNA) covered by a protective layer of lipid (fat), which, when absorbed by the cells of the ocular (eyes), nasal (nose) or buccal mucosa (mouth), changes their genetic code (mutates) and converts into aggressor and multiplier cells.
- Since the virus is not a living organism, but is a protein molecule, it cannot be killed. It has to decay on its own. The disintegration time depends on the temperature, humidity and type of material where it lies.
- The virus is very fragile; the only thing that protects it is a thin outer layer of fat, and that is the reason why soap or detergent is the best weapon. The foam cuts the fat (that is why you have to scrub for 20 seconds or more, to create lots of foam). By dissolving the fat layer, the protein molecule disperses and breaks-down.
- Heat melts fat; this is why it is necessary to use water above 77 degrees for hand washing, laundry and cleaning surfaces. In addition, hot water makes more foam, making it more effective.
- Alcohol or any mixture with alcohol over 65% dissolves all fat, especially the external lipid layer of the virus.
- Any solution with one-part bleach and five-parts water directly dissolves the protein, breaking it down from the inside.
- Oxygenated water increases the effectiveness of soap, alcohol and chlorine, because peroxide dissolves the virus protein. However, because you have to use it in its pure form, it can damage your skin.
- No bactericide or antibiotic will work because the virus is not a living organism like bacteria; antibodies cannot kill what is not alive.
- The virus molecules remain very stable at colder temperatures, including air conditioning in houses and cars. They also need moisture and darkness to stay stable. Therefore, dehumidified, dry, warm and bright environments will degrade the virus faster.
- UV light on any object that may contain the virus breaks-down the protein. Be careful, it also breaks down-collagen (which is protein) in the skin.
- The virus cannot go through healthy skin.
- Vinegar is not useful because it does not break-down the protective layer of fat.
- No spirits or vodka serve. The strongest vodka is only 40% alcohol, and you need a minimum of 65%.
- Listerine is 65% alcohol.
- The more confined the space, the higher the concentration of the virus can be. The more open or naturally ventilated, the less.
- You have to wash your hands before and after touching any commonly used surfaces such as: mucosa (mouth area), food, locks, knobs, switches, remotes, cell phones, watches, computers, desks etc., and don't forget when you use the toilet.
- You have to moisturise your hands due to frequent washing. Dry hands have cracks and the molecules can hide in the micro cracks. The thicker the moisturiser, the better.
- Also keep your finger nails short so that the virus does not hide there.





ARE YOUR CARAVAN SAFETY CHAINS THE MISSING LINK?

The safety chains we use to link van and tow vehicle can be, for some, a confusing area of safety legislation. What’s legal and what isn’t? Don’t let your caravan safety chains be the missing link.



As we covered off in our story about caravan shackles (click here to read) and whether they legally needed to be yellow, the caravan safety chain occupies another slightly grey area.

First and foremost, there are some compulsory elements to this discussion.

When do I need safety chains?

When towing? All the time; they’re compulsory. It’s the weight of the van that is the first determiner.

If your van or trailer has an ATM figure less than 2500kg, you must have one steel safety chain from your caravan drawbar to the tow vehicle. No-one will object to you having two, however, especially if you live in WA, as that state singularly mandates two chains for trailers under 2500kg ATM.

If your caravan or trailer has an ATM of between 2500kg and 3500kg, then you will require two steel chains and these must comply with Australian Standard AS4177-4 and have a rating at least equal to the ATM of your trailer.

Once you crest the 3500kg ATM threshold, your chain’s break load limit should exceed the trailer’s ATM and your chains must be T Grade and meet AS2321. Again, you need two steel chains in this set-up or safety cables that match the capacity of the equivalent steel safety chains on trailers over 3500kg ATM, which is a whopping 800 megapascals (MPa) breaking stress, as a minimum. Of course, this applies to each chain individually.

How do I know I have the right safety chain?

In the way that shackles are stamped with a working load limit (WLL), a diameter and a grading, your chain should carry certain markings. Safety chains must be stamped with the chain’s capacity, the manufacturer’s identification and the digits 4177. See the table below.

Aggregate trailer mass	Chain size (dia. of link material)	Marking on chain	Minimum chain breaking load
0 to 1000 kg	6.3 mm	4177-10	1000 kg
Up to 1600 kg	8 mm	4177-16	1600 kg
Up to 2500 kg	10 mm	4177-25	2500 kg
Up to 3500 kg	13 mm	4177-35	3500 kg

Caravan Safety Chain Sizing Chart

The legislation covering chains, is not directly linked for towing, as the document’s name gives away: Australian Standard AS 2321-1979 Short

Link Chain for Lifting.

Why do I need safety chains anyway?

If you’ve ever lost your keys, you know how annoying that can be. So you might opt for a key chain. Let’s scale things up a bit and apply that to towing your trailer. There are tremendous forces at play when you’re towing, much more than the drag on your house keys (unless you’re in a very nasty divorce, which can exert more force than a black hole, never mind a tri-axle Kedron). So your safety chains – and your breakaway brakes – are your last line of defence, so to speak, in the event of a trailer separating from your tow vehicle.

Safety chains are mandatory under the above conditions, and when more than one is used, the chains must be crossed to fasten to the towbar eyes on the tow vehicle (and nowhere else). To spell that out (and remember, not everyone is as experienced as you) from the drawbar on the van, the left chain on the drawbar goes to the right eye on the car, and the opposite with the right chain.

The chains must not be stretched tight when shackled to the hitch point; you should allow enough ‘slack’ to allow for tight turns. Conversely, the chains shouldn’t drag along the ground either!

The point is that should the unthinkable happen and you have a trailer come off the tow hitch, the chains should act as a cradle to stop the drawbar reaching the ground. There’s little point debating all the permutations of possible scenarios. If you’ve really stuffed up the hitching process, and the two do part company as you trundle out of the driveway then this theory may play out perfectly. If the separation happens at 90km/h and with a sway up, then the chaos theory comes into play (that’s my basic reasoning, not scientific rules of the universe).

Of course, the points at which the chains attach to the drawbar and to the eyes on the tow hitch must also be rated to match the capacity of the safety chain. What we mean is, that the hitch hardware must be rated for the towing you’re doing. It’s easy to grab an aftermarket tow hitch of the wrong rating if you don’t know to check. They’re not all created equal either.

How do you fasten the safety chain to the drawbar?

The van manufacturer should no doubt know the legal situation in terms of supplying a van ready to tow. The chain(s) will already be attached, but there are things to check (see the markings above), and if you wish to alter the attachments, you

need to be aware of the legal limitations.

Firstly, the chains must be permanently attached to the drawbar, not shackled. Below 3.5 tons ATM the chain can be welded to the drawbar, with a weld forming 50% of the circumference of the link but the first link in the chain must have unfettered movement.

Above the 3500kg ATM then you need to use rated pin lock couplings. No welding is permitted. Careful placement is required to mount the chains as close to the coupling as is practical, and if two points of attachment are needed, then you must place one on either side of the drawbar's centre line.

A hammerlock for caravan safety chains

What is a Hammerlock?

A hammerlock is a device that can be used to lock your safety chain to the mounting point on your drawbar. These can be bought already attached to aluminium mounting plates for fastening to the drawbar. Aluminium plates can be bolted to the steel chassis, not welded. A hammerlock can also be used to reattach a chain (at the drawbar end) you need to lengthen in the way that a shackle can't.

Things you absolutely mustn't do!

Don't be tempted to use unrated, hardware-store-bought chain (or shackles).


Given that the rated chain needs to retain its integrity, you must not insert links that are not rated to at least the same break limit as the rest of your chain.

Only one rated shackle is permitted per chain – you cannot extend a chain with shackles, rated or not! But you can use a hammerlock (pictured above).

If your trailer is over 3.5-tons ATM then it's illegal to use galvanised chain (and shackles).

And if you fancy using your welding skills, you must be aware that you cannot weld the chain below the van's chassis rails and no welding is allowed in chain-rating situations more than 3.5 tons.

So now we've covered off the safety chains as part of your hitch set-up there's hopefully no confusion and no missing links.



ABN 52 134 287 712

- Service
- Repairs
- Insurance Repairs
- Solar Packages
- Modifications

Philip Hooper

Unit 4, 10 Boeing Place
Caboolture, 4510

www.mach1caravanrepairs.com.au

Jonathan Bothamley

(07) 5495 2146


mach1caravans@outlook.com



2020/2021 QCC Rally Calendar

Sep 09-15 Pittsworth (Showground) AGM.
 Oct 07-13 Nanango (Showground).
 Nov 11-17 Goombungee (Showground).
 Dec 01-08 Toogoolawah (Xmas/Showground).
 January Kalbar.

February Imbil.
 March Standown Park.
 April Pine Rivers.
 May TBA.
 June TBA.
 July Kenilworth.



Committee Contacts ...

Position	Incumbent	Phone	Email
President	Paul Brearley	0428 104 989	president@qldcaravanclub.com.au
Secretary	Heather Edney	0411 522 877	secretary@qldcaravanclub.com.au
Editor	Lance Haslewood	0414 295 888	editor@qldcaravanclub.com.au
Webmaster	Lance Haslewood	0414 295 888	webmaster@qldcaravanclub.com.au



Saturday Afternoon Entertainment with VISION NZ



Action

Mobile Caravan & Trailer Repairs

- Servicing • Towing • Insurance Work

Mobile: 0419 703 189

THE AWNING MAN

CARAVAN - RV
MOTORHOMES

- AWNINGS
- ANNEXES
- ANTI-FLAP KITS
- CURVED RAFTERS
- ACCESSORIES

MOB 0411 139 340

ON-SITE INSTALLATION
IS OUR SPECIALITY

Servicing Brisbane and its Environs
The Caravan and RV Specialists

BRINGING COVER TO YOU!












Discover Living

RV Accessories Store
RV Service Centre
(07) 3917 5555

www.brisbanecamperland.com.au

EZICAF SOLUTIONS

COFFEE-FOR-ONE GOLD FILTER

Superior coffee brewed on 23 karat gold anywhere, anytime.


A COFFEE SOLUTION THAT'S SIMPLE, PERMANENT, SUSTAINABLE, WASTE-FREE AND ABOVE ALL, DELICIOUS!

Perfect for camping, travelling, caravanning, AND the home & work!



Find out more or get yours at WWW.EZICAFSOLUTIONS.COM.AU
Use code **QLDCC** for 10% off!

EZICAF
SOLUTIONS



Lyn Hill, the ukulele Queen of QCC



Barry and Gail Lander



Roy Bridges, Dennis Edney and Terry Park



Darryl Kayes, Denise and Terry Park and Desley Hinson



ATR
AUSSIE TRAVELLER

QUEENSLAND

11 Oasis Court
Clontarf QLD 4019

T +61) 7 3284 3284
F +61) 7 3284 5969
E enquiries@aussietraveller.com.au

VICTORIA

235A Barry Road
Campbellfield VIC 3061

T +61) 3 9357 6565
F +61) 3 9357 6515
E info@aussietraveller.com.au

www.aussietraveller.com.au



CARAVAN HEAVEN!
All your Caravan needs are under one roof at Aussie Escape Caravans Brendale, North Brisbane.

CARAVAN REPAIRS AND SERVICE
Our dedicated team of professional caravan fitters and repair specialists can take on any job no matter how large or small.

CARAVAN SALES
We sell a range of pre owned and pre loved Caravans. Our friendly and experienced staff can advise you on what Caravan would suit your needs and lifestyle.

CARAVAN SUPERSTORE
In Caravan Heaven there is a Superstore full of everything you need.

Opening hours
Mon - Fri: 7:30am - 4:30pm
Sat: 7:30am - 11:30am

Please call us on 3205 7738
we would be happy to provide an obligation free quote.

Aussie Escape Caravans
• SALES • SERVICE • REPAIRS • PARTS

40 South Pine Rd Brendale. Look for the windmill!
www.aussieescapecaravans.com.au



FREEZETTEC

MARINE / CARAVAN REFRIGERATION & AIRCONDITIONING

CARAVAN REPAIRS

☎ **07 3286 3522** 📍 **9 Grant Street, Cleveland QLD 4163**

Trusted globally in Supplying and Servicing Marine & Recreational Refrigeration and Air Conditioning since 1989.



Photographs of members may appear in the QCC Wanderer, its website or on its Facebook Group. Should a member not wish for this to occur, then the member should inform, in writing, the Secretary and the photographer. Whilst all care will be taken to comply with a member's request, no guarantee may be given that his/her photograph will not appear. Any such appearance will be totally unintentional.



Download App

QCC CORONAVIRUS (COVID-19) DECLARATION

Rally Venue: Pittsworth Showgrounds

Disclaimer: Your contact information is being collected for the purpose of contact tracing in the event of positive COVID-19 diagnosis involving this Rally, as per the Queensland Chief Health Officer's Restrictions on Businesses, Activities and Undertakings Direction (No. 4) (or its successor). Your personal information will be stored securely and destroyed after 56 days. In the interest of protecting the health and well-being of our members and visitors, we are required to ask you questions related to your travel and health activities. As of day, entering the rally venue.

Names:

Address:.....

Phone number:

Email Address:

I acknowledge that:

I/we have not returned from overseas in the past 14 days. Yes No

I/we am not required to be in self isolation or self – quarantine. Yes No

I/ we have not previously been diagnosed with COVID-19. Yes No

To the best of my knowledge, I/we have not been in close contact with a person who has a reported or suspected case of COVID-19 in the past 14 days. Yes No

I/we have not been in a COVID-19 hotspot (as defined by the Chief Health Officer) in the past 14 days. Yes No

I/we have not had a fever, cough, sore throat, shortness of breath or other cold/flu-like symptoms in the past 72 hours or are otherwise unwell. Yes No

If you have answered yes to any of these questions, you may be referred to the local health authority.

Please provide details of all locations visited and accommodation details for the past 14 days.

This information is for contact tracing purposes should it be required and maybe shared with police or Dept of Health if requested.

LOCATION NAME and ADDRESS	DATES STAYED	Time In	Time Out
.....			
.....			
.....			
.....			
.....			

I/We agree to comply with venue rules and all Government directives, including but not limited to social distancing measures and good hygiene practices. I declare that the answers I have provided above are true and accurate for myself and all the listed parties who are residing with me.

Signature

Date

.....

.....